



EFFECTIFS 01 DECEMBRE 2025
Joueurs actifs des 47 EDR de la Gironde plus EDR SANGUINET (Landes)

| | | | | M14 1370 21% | | M12 1333 21% | | M10 1318 20% | | M8 1202 19% | | M6 833 13% | | M5 401 6% | | | | | | |
|------------------------|---------------------------------------|-----|-----|-----------------|-------------|-----------------|------|-----------------|------|----------------|------|---------------|-----|--------------|-----|----|--|--|--|--|
| | | | | F | G | F | G | F | G | F | G | F | G | F | G | | | | | |
| | | | | 213 | 1157 | 82 | 1251 | 72 | 1246 | 65 | 1137 | 58 | 775 | 46 | 355 | | | | | |
| | | | | 16% | 84% | 6% | 94% | 5% | 95% | 5% | 95% | 7% | 93% | 11% | 89% | | | | | |
| ECOLES DE RUGBY | | | | TOTAL | G | F | | | | | | | | | | | | | | |
| | | | | 6457 | 5921 | 536 | | | | | | | | | | | | | | |
| | | | | 92% | 8% | | | | | | | | | | | | | | | |
| 1 | AMBARÈS-ST LOUBÈS | 93 | 81 | 12 | 4 | 7 | 0 | 17 | 4 | 13 | 1 | 25 | 2 | 10 | 1 | 9 | | | | |
| 2 | BLAYE | 130 | 115 | 15 | 2 | 22 | 2 | 35 | 4 | 13 | 2 | 18 | 4 | 18 | 1 | 9 | | | | |
| 3 | CASTILLON LA BATAILLE | 151 | 125 | 26 | 6 | 26 | 9 | 36 | 6 | 26 | 3 | 25 | 1 | 10 | 1 | 2 | | | | |
| 4 | FLOIRAC | 229 | 208 | 21 | 6 | 33 | 4 | 39 | 3 | 44 | 2 | 53 | 5 | 25 | 1 | 14 | | | | |
| 5 | GALGON | 91 | 77 | 14 | 9 | 12 | 3 | 17 | 0 | 18 | 1 | 15 | 0 | 12 | 1 | 3 | | | | |
| 6 | IZON | 73 | 63 | 10 | 5 | 10 | 0 | 14 | 3 | 13 | 2 | 12 | 0 | 12 | 0 | 2 | | | | |
| 7 | LA PIMPINE (CÉNAC-SADIRAC) | 234 | 218 | 16 | 7 | 68 | 2 | 49 | 3 | 53 | 3 | 33 | 1 | 10 | 0 | 5 | | | | |
| 8 | LIBOURNE | 167 | 155 | 12 | 10 | 32 | 0 | 36 | 0 | 23 | 2 | 37 | 0 | 16 | 0 | 11 | | | | |
| 9 | LORMONT | 112 | 102 | 10 | 3 | 27 | 3 | 24 | 0 | 16 | 2 | 16 | 2 | 11 | 0 | 8 | | | | |
| 10 | RAPID33 (COUTRAS-ST MÉDARD GUIZIÈRES) | 60 | 49 | 11 | 4 | 11 | 3 | 11 | 1 | 10 | 2 | 10 | 1 | 7 | 0 | 0 | | | | |
| 11 | ST ANDRÉ DE CUBZAC | 181 | 168 | 13 | 7 | 34 | 2 | 44 | 1 | 41 | 0 | 32 | 3 | 13 | 0 | 4 | | | | |
| 12 | ST QUENTIN DE BARON * | 77 | 70 | 7 | 2 | 6 | 0 | 15 | 1 | 16 | 2 | 10 | 2 | 15 | 0 | 8 | | | | |
| 13 | STE FOY LA GRANDE | 121 | 109 | 12 | 6 | 27 | 0 | 33 | 1 | 19 | 4 | 17 | 1 | 10 | 0 | 3 | | | | |
| 14 | BIGANOS | 97 | 94 | 3 | 0 | 8 | 2 | 28 | 0 | 22 | 1 | 14 | 0 | 15 | 0 | 7 | | | | |
| 15 | BRUGES-BLANQUEFORT | 180 | 170 | 10 | 1 | 2 | 4 | 33 | 0 | 44 | 0 | 32 | 2 | 36 | 3 | 23 | | | | |
| 16 | CAZAUX | 13 | 12 | 1 | 0 | 2 | 0 | 0 | 0 | 3 | 0 | 0 | 1 | 6 | 0 | 1 | | | | |
| 17 | EYSINES | 145 | 137 | 8 | 1 | 12 | 0 | 21 | 1 | 26 | 3 | 37 | 0 | 31 | 3 | 10 | | | | |
| 18 | GUJAN MESTRAS | 159 | 148 | 11 | 6 | 28 | 3 | 28 | 1 | 25 | 0 | 31 | 1 | 25 | 0 | 11 | | | | |
| 19 | LACANAU | 43 | 41 | 2 | 0 | 2 | 0 | 0 | 1 | 11 | 0 | 12 | 0 | 12 | 1 | 4 | | | | |
| 20 | LE BOUSCAT | 266 | 261 | 5 | 2 | 67 | 0 | 61 | 0 | 54 | 2 | 48 | 1 | 28 | 0 | 3 | | | | |
| 21 | LÈGE-CAP FERRET | 115 | 104 | 11 | 3 | 17 | 1 | 26 | 1 | 21 | 1 | 13 | 1 | 10 | 4 | 17 | | | | |
| 22 | MARTIGNAS-ILLAC | 113 | 103 | 10 | 0 | 17 | 2 | 11 | 1 | 22 | 2 | 12 | 2 | 28 | 3 | 13 | | | | |
| 23 | MÉRIGNAC (AS MÉRIGNAC RUGBY) | 310 | 301 | 9 | 3 | 57 | 0 | 50 | 3 | 50 | 3 | 59 | 0 | 50 | 0 | 35 | | | | |
| 24 | MÉRIGNAC FÉMININES (DROP DE BÉTON) | 0 | 0 | 0 | 0 | 0 | 0 | 0 | 0 | 0 | 0 | 0 | 0 | 0 | 0 | 0 | | | | |
| 25 | PAREMPUYRE | 121 | 105 | 16 | 6 | 14 | 1 | 19 | 2 | 17 | 2 | 23 | 3 | 18 | 2 | 14 | | | | |
| 26 | PAYS MÉDOC (PAUILLAC-LESPARRE) | 138 | 126 | 12 | 3 | 25 | 2 | 33 | 4 | 34 | 2 | 19 | 1 | 10 | 0 | 5 | | | | |
| 27 | RCBA (LA TESTE-ARCACHON) | 97 | 90 | 7 | 1 | 21 | 2 | 23 | 0 | 15 | 0 | 14 | 1 | 12 | 3 | 5 | | | | |
| 28 | SALLES | 241 | 214 | 27 | 14 | 41 | 3 | 35 | 2 | 40 | 1 | 35 | 2 | 36 | 5 | 27 | | | | |
| 29 | ST AUBIN DE MÉDOC | 19 | 17 | 2 | 0 | 0 | 0 | 0 | 0 | 8 | 2 | 4 | 0 | 2 | 0 | 3 | | | | |
| 30 | ST MÉDARD EN JALLES | 284 | 251 | 33 | 7 | 52 | 6 | 51 | 5 | 37 | 4 | 41 | 3 | 45 | 8 | 25 | | | | |
| 31 | STADE BORDELAIS | 323 | 299 | 24 | 17 | 89 | 5 | 76 | 0 | 62 | 2 | 49 | 0 | 19 | 0 | 4 | | | | |
| 32 | BAZAS | 146 | 132 | 14 | 3 | 33 | 5 | 27 | 3 | 23 | 2 | 27 | 1 | 20 | 0 | 2 | | | | |
| 33 | BEC (BORDEAUX ÉTUDIANT CLUB) | 113 | 110 | 3 | 1 | 19 | 0 | 33 | 2 | 24 | 0 | 26 | 0 | 8 | 0 | 0 | | | | |
| 34 | BÈGLES CABBG | 237 | 227 | 10 | 2 | 62 | 2 | 46 | 3 | 56 | 2 | 45 | 1 | 18 | 0 | 0 | | | | |
| 35 | CADAUJAC | 128 | 108 | 20 | 13 | 25 | 2 | 19 | 2 | 22 | 2 | 22 | 0 | 17 | 1 | 3 | | | | |
| 36 | CADILLAC | 116 | 101 | 15 | 7 | 16 | 3 | 15 | 4 | 27 | 0 | 25 | 1 | 12 | 0 | 6 | | | | |
| 37 | CAPTIEUX | 10 | 7 | 3 | 2 | 3 | 1 | 0 | 0 | 1 | 0 | 3 | 0 | 0 | 0 | 0 | | | | |
| 38 | CESTAS | 102 | 94 | 8 | 4 | 24 | 0 | 16 | 2 | 27 | 1 | 9 | 1 | 16 | 0 | 2 | | | | |
| 39 | GRADIGNAN | 174 | 160 | 14 | 6 | 31 | 3 | 43 | 1 | 35 | 3 | 18 | 1 | 20 | 0 | 13 | | | | |
| 40 | GRIGNOLS | 0 | 0 | 0 | 0 | 0 | 0 | 0 | 0 | 0 | 0 | 0 | 0 | 0 | 0 | 0 | | | | |
| 41 | LA BRÈDE | 163 | 153 | 10 | 4 | 24 | 0 | 29 | 0 | 36 | 1 | 33 | 1 | 20 | 4 | 11 | | | | |
| 42 | LA RÉOLE | 54 | 48 | 6 | 2 | 5 | 2 | 9 | 2 | 14 | 0 | 11 | 0 | 6 | 0 | 3 | | | | |
| 43 | LANGON | 210 | 181 | 29 | 20 | 44 | 3 | 39 | 1 | 39 | 2 | 34 | 3 | 20 | 0 | 5 | | | | |
| 44 | LÉOGNAN | 140 | 132 | 8 | 1 | 18 | 0 | 23 | 1 | 31 | 1 | 31 | 3 | 21 | 2 | 8 | | | | |
| 45 | PESSAC ALOUETTE | 114 | 107 | 7 | 5 | 15 | 0 | 19 | 0 | 20 | 0 | 32 | 2 | 17 | 0 | 4 | | | | |
| 46 | PESSAC RUGBY | 222 | 208 | 14 | 6 | 45 | 1 | 41 | 3 | 53 | 0 | 44 | 2 | 18 | 2 | 7 | | | | |
| 47 | VILLENAVE D'ORNON | 110 | 109 | 1 | 1 | 15 | 0 | 20 | 0 | 38 | 0 | 29 | 0 | 7 | 0 | 0 | | | | |
| | COMITÉ GIRONDE CD33 | 0 | 0 | 0 | 0 | 0 | 0 | 0 | 0 | 0 | 0 | 0 | 0 | 0 | 0 | 0 | | | | |
| | SANGUINET | 35 | 31 | 4 | 1 | 9 | 1 | 7 | 0 | 4 | 0 | 2 | 2 | 3 | 0 | 6 | | | | |

* EDR sans seniors : 1 clubs

| | Effectifs | ratio | | |
|---------------|-----------|-------|----|------------------------|
| Secteur Nord | 1719 | 27% | 13 | EDR |
| Secteur Ouest | 2699 | 42% | 18 | EDR plus EDR SANGUINET |
| Secteur Sud | 2039 | 32% | 16 | EDR |



EFFECTIFS 01 DECEMBRE 2025 6457 EFFECTIFS 02 DECEMBRE 2024 6340

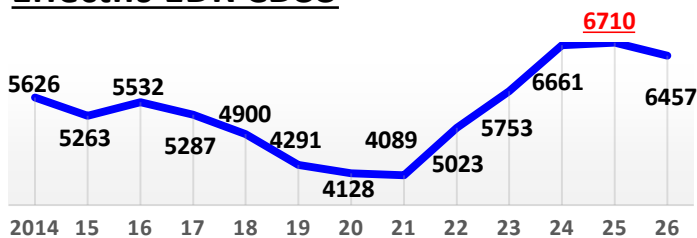
Garçons 91,7% 5921 G +192 90,4% 5729 G
 Filles 8,3% 536 F -75 9,6% 611 F

| EFFECTIFS CD33 | | | | | | dont | FEMININES | | | | | |
|----------------|------|------|------|------|-------|----------------------------|-----------|-----|-----|-----|----|------|
| M14 | M12 | M10 | M8 | M6M5 | Total | | Total | M15 | M12 | M10 | M8 | M6M5 |
| 1370 | 1333 | 1318 | 1202 | 1234 | 6457 | EFFECTIFS 01 DECEMBRE 2025 | 536 | 213 | 82 | 72 | 65 | 104 |

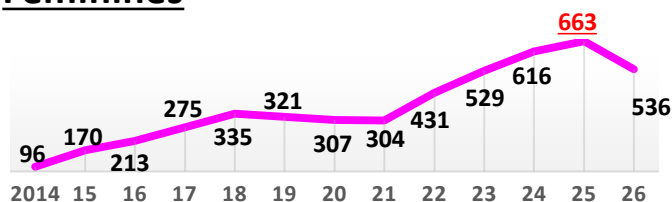
| | | | | | | | | | | | | |
|------|------|------|------|------|------|-----------------------------|------|------|------|-----|------|-----|
| 1274 | 1356 | 1295 | 1265 | 1150 | 6340 | EFFECTIFS 02 DECEMBRE 2024 | 611 | 247 | 97 | 71 | 93 | 103 |
| +8% | -2% | +2% | -5% | +7% | +2% | Progression / décembre 2024 | -12% | -14% | -15% | +1% | -30% | +1% |
| +96 | -23 | +23 | -63 | +84 | +117 | | -75 | -34 | -15 | +1 | -28 | +1 |

| | | | | | | | | | | | | |
|------|------|------|------|------|------|---------------------------|------|------|------|-----|------|------|
| 1338 | 1407 | 1352 | 1318 | 1295 | 6710 | EFFECTIFS AU 30 JUIN 2025 | 663 | 268 | 103 | 77 | 100 | 115 |
| +2% | -5% | -3% | -9% | -5% | -4% | Progression / Juin 2025 | -19% | -21% | -20% | -6% | -35% | -10% |
| +32 | -74 | -34 | -116 | -61 | -253 | | -127 | -55 | -21 | -5 | -35 | -11 |

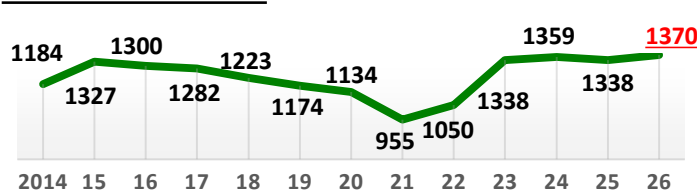
Effectifs EDR CD33



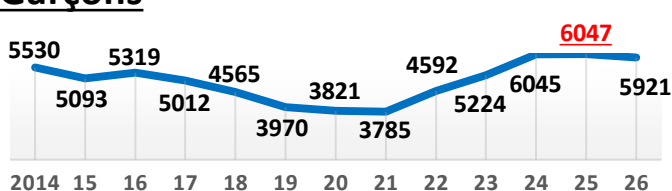
Féminines



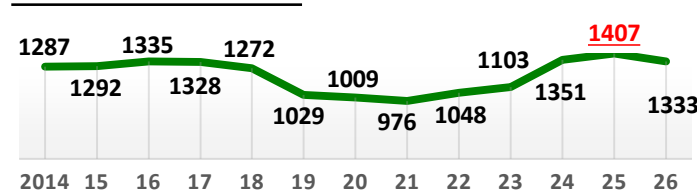
M14G et M15F



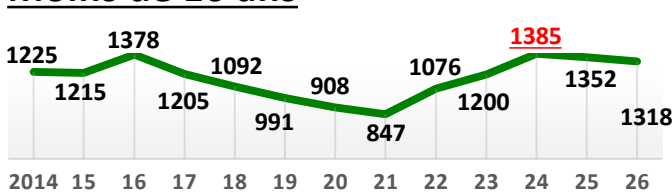
Garçons



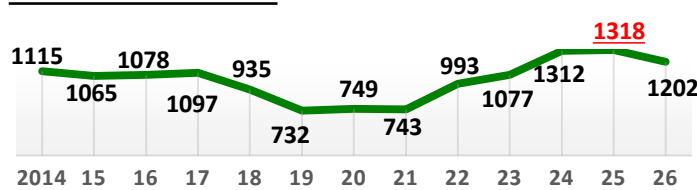
Moins de 12 ans



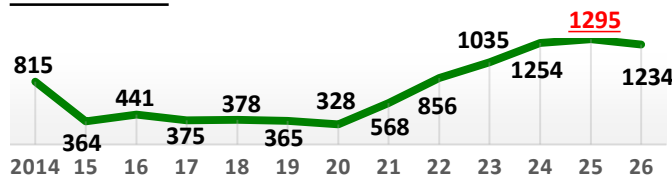
Moins de 10 ans



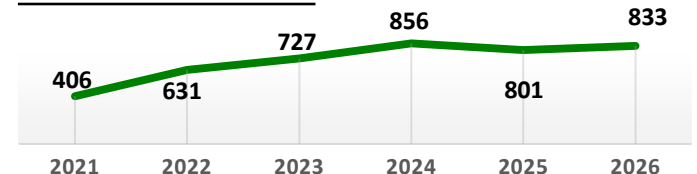
Moins de 8 ans



M6 + M5



M6 Premiers Pas



M5 Baby Rugby

